

PEACEKEEPING ASSESSMENTS

Mission: United Nations Multidimensional Integrated Stabilization Mission in Mali (MINUSMA)

From: To:
 Mandate: 1-Jul-2024 31-Dec-2024
 Dates: 1-Jan-2024 31-Dec-2024

UN Document #: ST/ADM/SER.B/1079
 Legislative Basis GA: GA resolution 71/200 of 21 June 2024
 Legislative Basis SC: Security Council resolution 2890 (2023) of 30 June 2023

Member State	Peacekeeping	Scale	Rate 1	Relative to Group Total Rate 1	Relative to Grand Total Rate 1	Gross Assessment	State Assessment	3rd Party Assessment
France	A	4.31	1.24	31.903	1.18	2057	11577	195170507&
Russian Federation	A	4.37	1.24	31.903	1.18	2057	11577	195170507&
United States of America	A	22.000	22.000	48.0128	28.9493	299299247	299299247	299299247
Argentina	B	0.00	0.00	0.0137	0.00	504	577	35828
Australia	B	2.111	2.111	7.911	2.1110	23445430	99811	252445112
Austria	B	0.879	0.879	1.1849	0.8790	745013	325042	7225041
Bahamas	B	0.019	0.019	0.0413	0.0178	195	11	15819
Bahrain	B	0.0	0.0	0.1372	0.00	5473	2537	35118
Belgium	B	0.121	0.121	2.2742	0.1210	9195	9	10641
Canada	B	2.821	2.821	7.2111	2.8210	29115	99	124501
China	B	0.038	0.038	0.0919	0.0380	399	1	15899
Denmark	B	0.0	0.0	1.119	0.0	1451	0	285098
Ecuador	B	0.417	0.417	1.14	0.4170	4835111	1987	4435433
Germany	B	8.111	8.111	18.7144	8.1110	857185742	21537	854915384
Holland	B	0.038	0.038	0.0919	0.0380	399	1	15899
Ireland	B	0.439	0.439	1.20	0.4390	4175	44	205717
Israel	B	0.8	0.8	1.40	0.8	238034	285474	98580
Italy	B	3.119	3.119	1.7	3.1190	35418833	105419	353915144
Japan	B	1.033	1.033	22.0834	1.0330	19215273	3795077	15425198
Korea	B	0.010	0.010	0.027	0.0100	115108	472	105834
Luxembourg	B	0.08	0.08	0.18	0.08	75	19	35209
Malta	B	0.019	0.019	0.022	0.0190	215101	197	205204
Monaco	B	0.011	0.011	0.0302	0.0110	125218	19	115897
Netherlands	B	1.377	1.377	3.7121	1.3770	15295288	845911	15484521
Poland	B	0.309	0.309	0.1417	0.3090	3435189	145	12
Portugal	B	0.879	0.879	1.1849	0.8790	745013	325042	7225041
Qatar	B	0.3	0.3	0.989	0.3	3928034	188	1
Russia	B	2.74	2.74	7.0897	2.740	251	1582	1215487
San Marino	B	0.002	0.002	0.00	0.0020	25221	94	25127
Saudi Arabia	B	1.114	1.114	3.0011	1.09	2	15218530	15813
Slovenia	B	0.079	0.079	0.2170	0.0790	175738	3572	14500
Spain	B	2.134	2.134	1.12	2.1340	25389973	1005703	252895270
Sweden	B	0.171	0.171	2.3923	0.1710	9875314	415103	9285211
Switzerland	B	1.134	1.134	3.1148	1.1340	152	9539	3513
Turkey	B	4054345730	157115129	3157185801				
Brunei Darussalam	%	0.021	1.282	0.0194	215	73	917	2058
Uganda	%	0.234	15278	91519				
0.1	31.1171	0.0930	1035214	45319	91519			
	3315174		145072	3175102				

Me) *er State	+eace, ee- n. /e0el	Scale Rate 1	Relat0e to Grou- Total Rate 1	Relat0e to Gran2 Total Rate 1	Gross Assess) ent/ %re2 t 'roun2e2(Sta# Assess) ent %re2 ts 'roun2e2(3et Assess) ent/ %re2 t
+ana) a	G	0.090	".3!92	0.0270	29&9!&	1&274	2!5712
+olan2	G	0.137	"0.119!	0.2"11	27!5!&&	11&149	2&7&017
Se&c4elles	G	0.002	0.119!	0.000&	&&&	2!	&3!
	G				"&400	23&41	"32&7"9
3auru	G2	0.001	100.0000	0.0003	333	14	319
	G2				333	14	319
Bul. ar a	@	0.0" &	1".2174	0.01&!	1!5&"!	793	17&1&"
Ro) ana	@	0.312	!4.7!2&	0.093&	103&9"0	4&417	99&"33
	@				122&0!	"5210	117&39!
Ar. ent na	@2	0.719	91.2437	0.143!	1"9&701	&5!&	1"291"
%osta R ca	@2	0.0&9	!.7"&3	0.013!	1"532&	&"1	14&87"
	@2				17"5027	7&437	1&7&"90
Al*an a	9	0.00!	0.0!20	0.001&	1&777	7&	1&701
Al. er a	9	0.109	1.117"	0.021!	24&211	1&029	23&1!2
Ar) en a	9	0.007	0.071!	0.0014	1&""	&&	1&4!9
A=er*a ian	9	0.030	0.307&	0.00&0	&&&&4	2!3	&3!1
Belarus	9	0.041	0.4203	0.0012	9&107	3!7	!&720
Bel=e	9	0.001	0.0103	0.0002	222	9	2!3
Bol0 a '+lur nat onal State o(9	0.019	0.194!	0.003!	4&220	179	4&041
Bosn a an2 @er=e. o0 na	9	0.012	0.1230	0.0024	2&&"	113	2&" "2
Bots; ana	9	0.01"	0.1"3!	0.0030	3&332	142	3&190
Bra= l	9	2.013	20.&377	0.402&	447&119	1!&999	42!&120
%a*o Ber2e	9	0.001	0.0103	0.0002	222	9	2!3
%a) eroon	9	0.013	0.1333	0.002&	2&!!!	123	2&7&"
%olo) * a	9	0.24&	2."220	0.0492	"4&840	2&322	"2&31!
%on. o	9	0.00"	0.0"13	0.0010	1&111	47	1&0&4
%ote 2%0o re	9	0.022	0.22""	0.0044	4&!17	20!	4&879
%u*a	9	0.09"	0.9740	0.0190	2!&101	!97	20&204
De) ocrat c +eo-le's Re-u*Ic o# 8orea	9	0.00"	0.0"13	0.0010	1&111	47	1&0&4
Do) n ca	9	0.001	0.0103	0.0002	222	9	2!3
Do) n can Re-u*Ic	9	0.0&7	0.&!&9	0.0134	14&1!2	&32	14&2"0
Ecua2or	9	0.077	0.7!94	0.01"4	17&103	727	1&337&
E. \$-t	9	0.139	1.42"1	0.027!	30&174	1&312	29&"&2
El Sal0a2or	9	0.013	0.1333	0.002&	2&!!!	123	2&7&"
EDuator al Gu nea	9	0.012	0.1230	0.0024	2&&"	113	2&" "2
Es; at n	9	0.002	0.020"	0.0004	444	19	42"
6!	9	0.004	0.0410	0.000!	!!!	3!	!"0
Ga*on	9	0.013	0.1333	0.002&	2&!!!	123	2&7&"
Geor. a	9	0.00!	0.0!20	0.001&	1&777	7&	1&701
G4ana	9	0.024	0.24&1	0.004!	"5331	227	"5104
Grena2a	9	0.001	0.0103	0.0002	222	9	2!3
Guate) ala	9	0.041	0.4203	0.0012	9&107	3!7	!&720
Gu\$ana	9	0.004	0.0410	0.000!	!!!	3!	!"0
@on2uras	9	0.009	0.0923	0.001!	1&999	!"	1&914
9n2 a	9	1.044	10.7033	0.20!!	23!&!!9	9&!"3	222&03&
9n2ones a	9	0."49	".&21"	0.109!	12!&942	"5!12	11&57&0
9ran 's!a) c Re-u*Ic o(9	0.371	3.!0&8	0.0742	!2&40"	3&"02	7!&903
9raD	9	0.12!	1.3123	0.02"&	2!&431	1&20!	27&223
Ja) a ca	9	0.00!	0.0!20	0.001&	1&777	7&	1&701
Jor2an	9	0.022	0.22""	0.0044	4&!17	20!	4&879
8a=a,4stan	9	0.133	1.3&3"	0.02&&	29&"41	1&2""	2!&2!&
8en\$a	9	0.030	0.307&	0.00&0	&&&&4	2!3	&3!1
8\$r. \$=stan	9	0.002	0.020"	0.0004	444	19	42"
/e*anon	9	0.03&	0.3&9!	0.0072	7&99&	340	7&8"&
/*\$a	9	0.01!	0.1!4"	0.003&	3&99!	170	3&12!
Mala\$s a	9	0.34!	3."&7!	0.0&9&	77&29&	3&2!4	74&012
Mal20es	9	0.004	0.0410	0.000!	!!!	3!	!"0
Mars4all \$lan2s	9	0.001	0.0103	0.0002	222	9	2!3
Maur t us	9	0.019	0.194!	0.003!	4&220	179	4&041
Me: co	9	1.221	12."179	0.2442	27!&203	11&"24	2"9&879
M cronas a '6e2erate2 States o(9	0.001	0.0103	0.0002	222	9	2!3
Mon. ol a	9	0.004	0.0410	0.000!	!!!	3!	!"0
Montene. ro	9	0.004	0.0410	0.000!	!!!	3!	!"0
Morocco	9	0.0""	0."&39	0.0110	12&21&	"19	1!&897
3a) * a	9	0.009	0.0923	0.001!	1&999	!"	1&914
3 cara. ua	9	0.00"	0.0"13	0.0010	1&111	47	1&0&4
3. er a	9	0.112	1.!&"9	0.03&4	40&42"	1&7!1	3!&707
3ort4 Mace2on a	9	0.007	0.071!	0.0014	1&""	&&	1&4!9
+a, stan	9	0.114	1.1&!!	0.022!	2"5321	1&07&	24&24"
+a-ua 3e; Gu nea	9	0.010	0.102"	0.0020	2&221	94	2&127
+ara. ua\$	9	0.02&	0.2&&&	0.00"2	"577"	24"	"5"30
+eru	9	0.1&3	1.&711	0.032&	3&520"	1&3!3	34&8&7
+4! -- nes	9	0.212	2.173"	0.0424	47&0!9	2&001	4"50!!
Re-u*Ic o# Mol2o0a	9	0.00"	0.0"13	0.0010	1&111	47	1&0&4
Sa nt /uc a	9	0.002	0.020"	0.0004	444	19	42"
Sa nt B ncent an2 t4e Grena2 nes	9	0.001	0.0103	0.0002	222	9	2!3
Sa) oa	9	0.001	0.0103	0.0002	222	9	2!3

Me) *er State	+eace, ee- n. /e0el	Scale Rate 1	Relat0e to Grou- Total Rate 1	Relat0e to Gran2 Total Rate 1	Gross Assess) ent/ %re2 t 'roun2e2(Sta## Assess) ent %re2 ts 'roun2e2(3et Assess) ent/ %re2 t
Ser* a	9	0.032	0.32!1	0.00&4	75!0!	302	&!0&
Sout4 A#r ca	9	0.244	2."01"	0.04!!	"45!9&	25303	"15!93
Sr /an,a	9	0.04"	0.4&13	0.0090	9999"	42"	95"70
Sur na) e	9	0.003	0.030!	0.000&	&&&	2!	&3!
S\$ran Ara* Re-u*Ic	9	0.009	0.0923	0.001!	15999	!"	15914
Tai , stan	9	0.003	0.030!	0.000&	&&&	2!	&3!
T4a lan2	9	0.3&!	3.772!	0.073&	!1573!	35473	7!52&"
Ton . a	9	0.001	0.0103	0.0002	222	9	213
Tun s a	9	0.019	0.194!	0.003!	45220	179	45041
TEr, \$e	9	0.14"	!.&&3!	0.1&90	1!75&!!	7597"	1795713
Tur,) en stan	9	0.034	0.34!&	0.00&!	75" "2	321	75231
7 ,ra ne	9	0.0"&	0."741	0.0112	125439	"29	115910
7=*e, stan	9	0.027	0.27&!	0.00"4	"5997	2"	"5742
Banuatu	9	0.001	0.0103	0.0002	222	9	213
Bene=uela 'Bol0ar an Re-u*Ic o#(9	0.17"	1.794!	0.03"0	3!5!70	15&"2	3752!!
B etna)	9	0.093	0.9"3"	0.01!&	205&"7	!7!	195779
<) *a* ; e	9	0.007	0.071!	0.0014	15" " "	&&	154!9
	9				25!1&&"17	9250"9	2507454"!
A# .4an stan	J	0.00&	3.0303	0.000&	&&&	2!	&3!
An .ola	J	0.010	".0"0"	0.0010	15111	47	150&4
Ban .la2es4	J	0.010	".0"0"	0.0010	15111	47	150&4
Ben n	J	0.00"	2."2"3	0.000"	" " "	23	"32
B4utan	J	0.001	0."0"1	0.0001	111	"	10&
Bur, na 6aso	J	0.004	2.0202	0.0004	444	19	42"
Burun2	J	0.001	0."0"1	0.0001	111	"	10&
%a) *o2 a	J	0.007	3."3"4	0.0007	777	33	744
%entral A#r can Re-u*Ic	J	0.001	0."0"1	0.0001	111	"	10&
%4a2	J	0.003	1."1"2	0.0003	333	14	319
%o) oros	J	0.001	0."0"1	0.0001	111	"	10&
De) ocrat c Re-u*Ic o# t4e %on .o	J	0.010	".0"0"	0.0010	15111	47	150&4
Di *out	J	0.001	0."0"1	0.0001	111	"	10&
Er trea	J	0.001	0."0"1	0.0001	111	"	10&
Et4 o- a	J	0.010	".0"0"	0.0010	15111	47	150&4
Ga) * a	J	0.001	0."0"1	0.0001	111	"	10&
Gu nea	J	0.003	1."1"2	0.0003	333	14	319
Gu nea-B ssau	J	0.001	0."0"1	0.0001	111	"	10&
@at	J	0.00&	3.0303	0.000&	&&&	2!	&3!
8 r *at	J	0.001	0."0"1	0.0001	111	"	10&
/ao +eo-le's De) ocrat c Re-u*Ic	J	0.007	3."3"4	0.0007	777	33	744
/esot4o	J	0.001	0."0"1	0.0001	111	"	10&
/ *er a	J	0.001	0."0"1	0.0001	111	"	10&
Ma2a . ascar	J	0.004	2.0202	0.0004	444	19	42"
Mala ;	J	0.002	1.0101	0.0002	222	9	213
Mal	J	0.00"	2."2"3	0.000"	" " "	23	"32
Maur tan a	J	0.002	1.0101	0.0002	222	9	213
Mo=a) * Due	J	0.004	2.0202	0.0004	444	19	42"
M\$an) ar	J	0.010	".0"0"	0.0010	15111	47	150&4
3e-al	J	0.010	".0"0"	0.0010	15111	47	150&4
3 .er	J	0.003	1."1"2	0.0003	333	14	319
R ; an2a	J	0.003	1."1"2	0.0003	333	14	319
Sao To) e an2 +r nc -e	J	0.001	0."0"1	0.0001	111	"	10&
Sene .al	J	0.007	3."3"4	0.0007	777	33	744
S erra /eone	J	0.001	0."0"1	0.0001	111	"	10&
Solo) on \$lan2s	J	0.001	0."0"1	0.0001	111	"	10&
So) ala	J	0.001	0."0"1	0.0001	111	"	10&
Sout4 Su2an	J	0.002	1.0101	0.0002	222	9	213
Su2an	J	0.010	".0"0"	0.0010	15111	47	150&4
T) or-/este	J	0.001	0."0"1	0.0001	111	"	10&
To .o	J	0.002	1.0101	0.0002	222	9	213
Tu0alu	J	0.001	0."0"1	0.0001	111	"	10&
7 . an2a	J	0.010	".0"0"	0.0010	15111	47	150&4
7n te2 Re-u*Ic of Tan=an a	J	0.010	".0"0"	0.0010	15111	47	150&4
Fe) en	J	0.00!	4.0404	0.000!	!!!	3!	! "0
<a) * a	J	0.00!	4.0404	0.000!	!!!	3!	! "0
	J				2159!7	934	2150"3
					11150"75!00	3544752&"	1075&105"3"




a/ 7n te2 States sare n sta## assess) ent cre2 t ' n 7S 2ollars(H 15271573"

CREDIT FROM UNENCUMBERED BALANCE AND OTHER INCOME

Mission: United Nations Multidimensional Integrated Stabilization Mission in Mali "MINUSMA"

	From:	To:
Mandate:	1-Jan-2023	30-Jun-2023
Rates:	1-Jan-2023	31-Dec-2023

UN Document ID: ST/ADM/SER.B/1079



Member State	Face value / unit	Scale Rate 1	Ratio to Group Total Rate 1	Ratio to Grand Total Rate 1	Gross Assessment / unit	Standard Assessment / unit	Net Assessment / unit
Poland	G	0.37	0.119	0.211	27.5	15.0	27.3
Sweden	G	0.002	0.119	0.000	1.0	3.0	1.3
	G				7.2	0.9	1.2
Slovakia	G2	0.001	100.0000	0.0003	32	1	327
	G2				32	1	327
Bulgaria	@	0.01	1.217	0.01	1.53	70	1.5290
Romania	@	0.312	7.2	0.093	102.29	391	101.900
	@				120.1	1	120.190
Argentina	@2	0.719	91.237	0.13	1.751	801	1.112
Costa Rica	@2	0.089	7.1	0.013	1.50	1	1.5023
	@2				172.23	19	171.17
Albania	9	0.00	0.020	0.001	1.57	7	1.572
Algeria	9	0.109	1.117	0.021	23.2	91	23.733
Armenia	9	0.007	0.071	0.001	1.130	1	1.12

